


Children in Japan




Look at the photo. What can you see?



LESSON 1 Words

1 Listen and point. TR: 101



library



park



playground



shop



street



swimming pool



town centre



zoo

2 Listen and repeat. TR: 102

3 Point and say.

It's a street.

It's a library.

LESSON 2 Grammar



1 Listen and chant. TR: 103

There's a street, a street, a street in the town.  
 There's a shop, a shop, a shop in the street.  
 There's a girl, a girl, a girl in the shop.  
 There's a shop, a shop, a shop in the street.  
 There's a street, a street, a street in the town.

2 Listen and read. TR: 104

There's a shop in the street.  
 There's a library in the town centre.

3 Write.



1 There 's a swimming pool in the park.

2 \_\_\_\_\_ 's a shop in the street.

3 \_\_\_\_\_ a girl in the shop.

4 \_\_\_\_\_ a boy in the playground.



# 3 Reading

1 Listen and repeat. TR: 105

real model tiny flower

2 Listen and read. TR: 106

Look at the photo! It's a town. Is it a **real** town? No, it isn't. It's a **model**. It's a toy town. The houses and shops are small. They're **tiny**!

Can you see the boy? He's real. Can you see the **flowers** too? They're big and yellow. Are they real - or are they models?

Look at the trees. Are they big or small? They're models.

This model town is cool!

3 Read again. Complete the sentences.

- 1 This town is a model.
- 2 The \_\_\_\_\_ and shops are small.
- 3 The \_\_\_\_\_ is real.
- 4 The \_\_\_\_\_ are yellow.
- 5 The \_\_\_\_\_ are small.



# Grammar 4

1 Listen and read. TR: 107

There's a tree in the park.  
There are houses next to the park.

2 Write *There's* or *There are*.



- 1 There's a museum in the street.
- 2 \_\_\_\_\_ trees in the park.
- 3 \_\_\_\_\_ a playground next to the swimming pool.
- 4 \_\_\_\_\_ shops in the town centre.

3 Listen and draw. TR: 108

4 Point and say.

There's a bag under the chair.

There are two cupboards next to the board.



LESSON 5 Song

1 Listen and read. TR: 109

2 Listen and sing. TR: 110 and 111

3 Sing and act. TR: 112

Chorus

*This is my town!  
Let's look around!*

In the town centre,  
There's a pool.  
And next to the library,  
That's my school!

Chorus

There's a playground,  
And there's a zoo  
With monkeys and elephants  
And zebras too!

Chorus

Here in the park,  
What can you see?  
There are paths and fences,  
And gardens with trees.

Chorus

VALUE Love your town.  
Workbook, Lesson 6

LESSON 6 Phonics

1 Listen, point and repeat. TR: 113



bag



bat



jam



man



map

2 Listen, chant and circle. TR: 114

There's a man with a map.  
There's jam in the house.  
There's a blue and brown bag.  
There's a bat in the house.

3 Listen and find. Write the word. TR: 115





LESSON **7** Video

**1** Watch and match. Write the numbers. ▶ Video 9



**2** Your turn! Ask and answer.

Is there a library in your town?



Yes, there is.

**3** Draw and say.

Is that your town?

Yes, it is.

What's that?

It's a \_\_\_\_\_.

\_\_\_\_\_ ? \_\_\_\_\_.

\_\_\_\_\_ ? \_\_\_\_\_.

